



These are the instructions for product use. Please read and follow the guidance of the instructions for proper use and maintenance of your furniture so as to maintain their sound condition after many years of use. Dos and don'ts in furniture use:

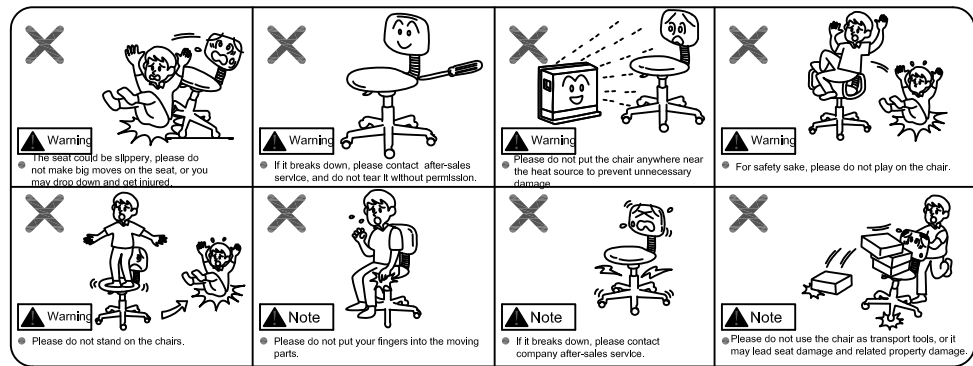
Dos and Don'ts in Material Clean



Dos and Don'ts in Use



Safety Precautions



Assembly Instruction

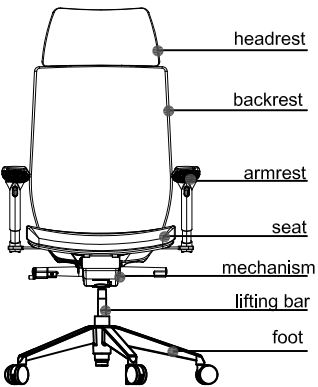
- Please decide the location of your furniture before installation to avoid moving them in a large scale after it is completely installed.
- Do not place your furniture in dark and damp or hot and dry environment.
- Please check the number of packaging bags, view the product installation manual and verify the product structure.
- Please check the direction of each part when unpacking them before installation.
- Please install the product patiently. Make sure that each part is in the right position. Furniture is easy to assemble, but it takes patience and carefulness to do a meticulous job.
- Please check the stability of the furniture after installation. Shake your furniture gently to confirm whether it is level with the ground or whether the screw is tight.
- Please keep the furniture unoccupied for a period of time. Open the cabinet and drawer to release residual painting odor.

Thank you for choosing Sunon products. Please read the instruction carefully before using.

Instruction for Use

Product Information

Item No.: CVE80SC-2
Product Name: Office Chair
Dimension: 630W*650D*1165H
Seat Height: 420mm
Material: High-quality Wood, Electroplated Chrome Alloy/Steel
Cube/Painted Wood, High-density Moulded Foam/Cutted Foam.
Executive Standard: QB/T2280-2016 Office Furniture Office Chair



This product is suitable for office use only, and the decorative accessories is for indoor use only.
If you change your product into new ones, please leave the old one to professional and qualified recycle companies.

Zhejiang Sunon Furniture Manufacture Co., Ltd

Customer Service Hotline: 4008-600-666
Website: www.sunon-china.com
Headquarters Address: Sunon Central Buisness Building, No. 200 Citizen Street, Qianjiang CBD, Hangzhou, Zhejiang
Manufacturing Base Address: 35th, Ningdong Road, Xiaoshan Economic and Technological Development Zone, Hangzhou, Zhejiang
Manufacturing Base Address: 6th Anren Road, Jianshan Haining Economic Development Zone, Zhejiang

Materials

Fabric	Leather	High quality leather with good performance of glossiness, permeability and toughness.
	PU/Artificial Leather	High quality material with various colors available for choice.
	Fabric	Fire-proofing and antifouling fabric of high quality.
Stuffing	High-density Foam	Comfortable and elastic.
Accessories	Plywood Board	High quality poplar wood.
	Mechanism	Have passed American ANSI/BIFMA X5.1-2017 test
	Gas lift	Have passed American ANSI/BIFMA X5.1-2017 test
	Five-star Base	
	Castors	
	Armrests	

step1

step2

step3

step4

List of Assembly Accessories

a	b	c	d	e
Screw M8*20 3PCS	Screw 1/4**5/4* 8PCS	Screw 1/4**1* 2PCS	Washer Ø16*Ø6.5*1 6PCS	Rubber washer Ø25*6mm 2PCS

f

Wrench
5mm
1PCS

Functional Specification

①

②

③

④

1. Syncro-dynamic
It maintains an appropriate angle between the backrest & seat with every body movement. It also provides a constant counter pressure to the lumbar in all tilting positions to encourage optimum and balanced dynamic posture, it is 4 locking positions.

2. Armrest height or angle adjustment
The armrests height can be adjusted according to different body sizes; The armrest pad angle can be adjusted inward and outward, your arms are fully supported and you can enjoy maximum comfort.

3. Adjustable seat height
Pull or push the control lever to adjust the seat to a comfortable height.

4. Adjustable seat Depth
When you work or rest, you can rotate the slide lever at bottom of the rear seat to get more comfort.