









S11 PRICE LIST


No.	Image	Item No	CET Code	Description	Dimensions (inches)				Dimensions (metric)				Material	Color Option	List Price
					Width	Depth	Height	Seat Height	Width	Depth	Height	Seat Height			
1		SY60R.1B.EPU	156300001	Right Arm 1.5-Seater Sofa End Unit 52.36" x 31.89" x 33.07", faux leather upholstery, black steel leg End Unit: Indicates that this module is designed to be placed at the end of a modular sofa configuration. 1B: Refers to a 1.5-seater (single-and-a-half seat).	52.36	31.89	33.07	16.93	1330	810	840	430	Back & Seat: Faux Leather Leg: Steel	Faux Leather: TP-SA02 Light Camel TP-SA11 Obsidian Black TP-SA27 Meteor Gray TP-SA37 Coffee TP-SA29 Berry Red TP-SA36 Autumn Orange TP-SA58 Alpine Green TM-QA78 Magpie Blue Leg: Sand Black	\$2,600
2		SY60L.1B.EPU	156300002	Left Arm 1.5-Seater Sofa End Unit 52.36" x 31.89" x 33.07", faux leather upholstery, black steel leg End Unit: Indicates that this module is designed to be placed at the end of a modular sofa configuration. 1B: Refers to a 1.5-seater (single-and-a-half seat).	52.36	31.89	33.07	16.93	1330	810	840	430	Back & Seat: Faux Leather Leg: Steel		\$2,600
3		SY60E.1B.EPU	156300017	Armless 1.5-Seater Sofa End Unit 39.37" x 31.89" x 33.07", faux leather upholstery, black steel leg End Unit: Indicates that this module is designed to be placed at the end of a modular sofa configuration. 1B: Refers to a 1.5-seater (single-and-a-half seat).	39.37	31.89	33.07	16.93	1000	810	840	430	Back & Seat: Faux Leather Leg: Steel		\$2,400
4		SY60.1B.EPU	156300003	Armless 1.5-Seater Sofa Middle Unit 39.37" x 31.89" x 33.07", faux leather upholstery, black steel leg Middle Unit: Indicates that this module is used in the middle of a modular sofa configuration and must be connected to other modules on both sides. 1B: Refers to a 1.5-seater (single-and-a-half seat).	39.37	31.89	33.07	16.93	1000	810	840	430	Back & Seat: Faux Leather Leg: Steel		\$2,400
5		SY61.1.EPU	156300004	Inside 90-Degree Corner Sofa Middle Unit 70.87" x 37.01" x 33.07", faux leather upholstery, black steel leg Middle Unit: Indicates that this module is used in the middle of a modular sofa configuration and must be connected to other modules on both sides.	70.87	37.01	33.07	16.93	1800	940	840	430	Back & Seat: Faux Leather Leg: Steel		\$3,000
6		SY62.1.EPU	156300005	Outside 90-Degree Corner Sofa Middle Unit 64.17" x 34.25" x 33.07", faux leather upholstery, black steel leg Middle Unit: Indicates that this module is used in the middle of a modular sofa configuration and must be connected to other modules on both sides.	64.17	34.25	33.07	16.93	1630	870	840	430	Back & Seat: Faux Leather Leg: Steel		\$2,500
7		SY63.1.EPU	156300006	Inside 60-Degree Corner Sofa Middle Unit 57.87" x 33.86" x 33.07", faux leather upholstery, black steel leg Middle Unit: Indicates that this module is used in the middle of a modular sofa configuration and must be connected to other modules on both sides.	57.87	33.86	33.07	16.93	1470	860	840	430	Back & Seat: Faux Leather Leg: Steel		\$2,600
8		SY64.1.EPU	156300007	Outside 60-Degree Corner Sofa Middle Unit 55.51" x 34.84" x 33.07", faux leather upholstery, black steel leg Middle Unit: Indicates that this module is used in the middle of a modular sofa configuration and must be connected to other modules on both sides.	55.51	34.84	33.07	16.93	1410	885	840	430	Back & Seat: Faux Leather Leg: Steel		\$2,200

Note: All specifications and dimensions are subject to the actual product.


S11 PRICE LIST

No.	Image	Item No	CET Code	Description	Dimensions (inches)				Dimensions (metric)				Material	Color Option	List Price
					Width	Depth	Height	Seat Height	Width	Depth	Height	Seat Height			
9		SY60R.1B.MR	156300008	Right Arm 1.5-Seater Sofa End Unit 52.36" x 31.89" x 33.07", fabric upholstery, black steel leg End Unit: Indicates that this module is designed to be placed at the end of a modular sofa configuration. 1B: Refers to a 1.5-seater (single-and-a-half seat).	52.36	31.89	33.07	16.93	1330	810	840	430	Back & Seat: Fabric Leg: Steel		\$2,000
10		SY60L.1B.MR	156300009	Left Arm 1.5-Seater Sofa End Unit 52.36" x 31.89" x 33.07", fabric upholstery, black steel leg End Unit: Indicates that this module is designed to be placed at the end of a modular sofa configuration. 1B: Refers to a 1.5-seater (single-and-a-half seat).	52.36	31.89	33.07	16.93	1330	810	840	430	Back & Seat: Fabric Leg: Steel		\$2,000
11		SY60E.1B.MR	156300018	Armless 1.5-Seater Sofa End Unit 39.37" x 31.89" x 33.07", fabric upholstery, black steel leg End Unit: Indicates that this module is designed to be placed at the end of a modular sofa configuration. 1B: Refers to a 1.5-seater (single-and-a-half seat).	39.37	31.89	33.07	16.93	1000	810	840	430	Back & Seat: Fabric Leg: Steel		\$1,800
12		SY60.1B.MR	156300010	Armless 1.5-Seater Sofa Middle Unit 39.37" x 31.89" x 33.07", fabric upholstery, black steel leg Middle Unit: Indicates that this module is used in the middle of a modular sofa configuration and must be connected to other modules on both sides. 1B: Refers to a 1.5-seater (single-and-a-half seat).	39.37	31.89	33.07	16.93	1000	810	840	430	Back & Seat: Fabric Leg: Steel	Fabric: SM-XF17 Dark Sky Gray SM-XF10 Obsidian Black SM-XF78 Deep Blue SM-XF11 Moon Shadow Gray SM-XF70 Sky Blue SM-XF48 Dark Ginger Yellow SM-XF53 Moss Green SM-XF58 Alpine Green SM-XF36 Autumn Orange SM-XF29 Berry Red SM-XF33 Coffee Brown SM-XF35 Clove Brown Leg: Sand Black	\$1,800
13		SY61.1.MR	156300011	Inside 90-Degree Corner Sofa Middle Unit 70.87" x 37.01" x 33.07", fabric upholstery, black steel leg Middle Unit: Indicates that this module is used in the middle of a modular sofa configuration and must be connected to other modules on both sides.	70.87	37.01	33.07	16.93	1800	940	840	430	Back & Seat: Fabric Leg: Steel		\$2,500
14		SY62.1.MR	156300012	Outside 90-Degree Corner Sofa Middle Unit 64.17" x 34.25" x 33.07", fabric upholstery, black steel leg Middle Unit: Indicates that this module is used in the middle of a modular sofa configuration and must be connected to other modules on both sides.	64.17	34.25	33.07	16.93	1630	870	840	430	Back & Seat: Fabric Leg: Steel		\$2,100
15		SY63.1.MR	156300013	Inside 60-Degree Corner Sofa Middle Unit 57.87" x 33.86" x 33.07", fabric upholstery, black steel leg Middle Unit: Indicates that this module is used in the middle of a modular sofa configuration and must be connected to other modules on both sides.	57.87	33.86	33.07	16.93	1470	860	840	430	Back & Seat: Fabric Leg: Steel		\$2,200
16		SY64.1.MR	156300014	Outside 60-Degree Corner Sofa Middle Unit 55.51" x 34.84" x 33.07", fabric upholstery, black steel leg Middle Unit: Indicates that this module is used in the middle of a modular sofa configuration and must be connected to other modules on both sides.	55.51	34.84	33.07	16.93	1410	885	840	430	Back & Seat: Fabric Leg: Steel		\$2,000
17		SY30.MR	156300015	Square Pillow Fabric	16.54	16.54	5.91	0.00	420	420	150		Fbric	SM-XF17 Dark Sky Gray SM-XF10 Obsidian Black SM-XF78 Deep Blue SM-XF11 Moon Shadow Gray SM-XF70 Sky Blue SM-XF48 Dark Ginger Yellow SM-XF53 Moss Green	\$150
18		SY31.MR	156300016	Rectangular Pillow Fabric	21.65	11.02	4.72	0.00	550	280	120		Fbric	SM-XF58 Alpine Green SM-XF36 Autumn Orange SM-XF29 Berry Red SM-XF33 Coffee Brown SM-XF35 Clove Brown	\$100
19		SY65	156300019	Connector Kit A connector kit is needed between each pair of adjacent sofa modules. Calculation method: Circular configuration: Number of connector kits = Total number of sofa modules Non-circular (linear) configuration: Number of connector kits = Total number of sofa modules - 1	17.72	6.30	2.68	0.00	450	160	68		Steel	Black	\$250

Seat (cushion side)



Seat (cushion side)



Seat (cushion side)



Black