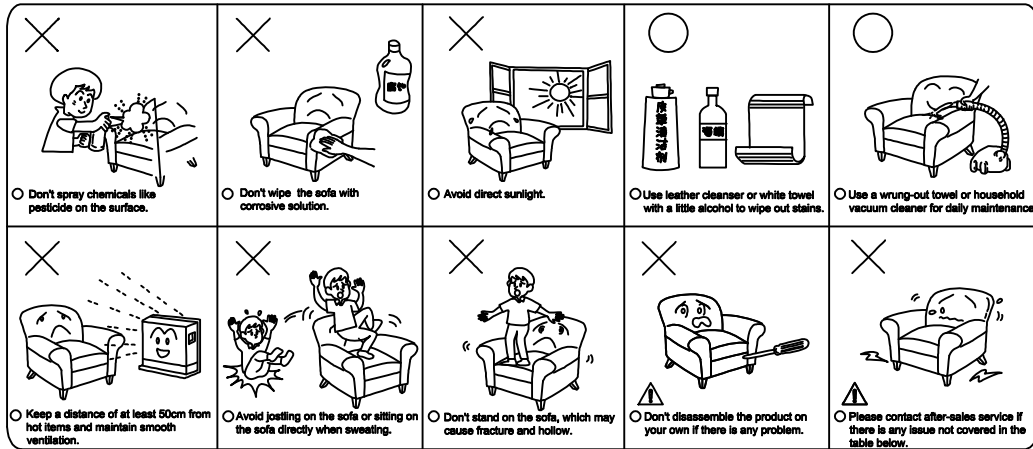


Using instruction:

To extend the longevity of product, please read this instruction carefully before use:



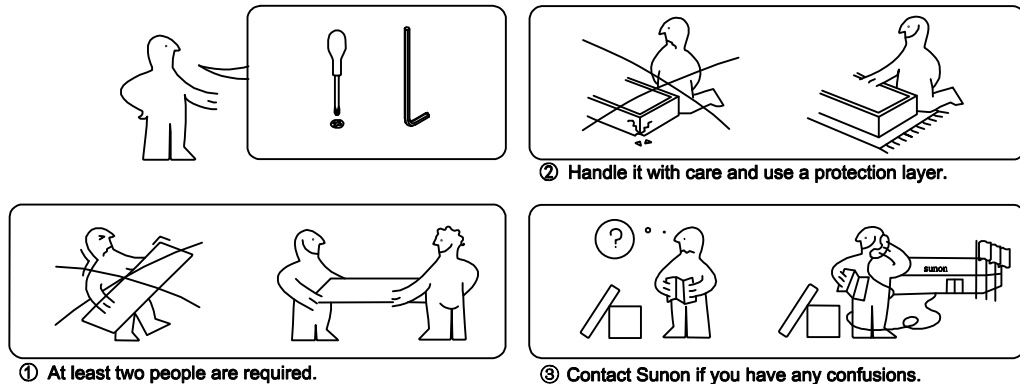
Solution to small issues:

Malfunction	Reason	Solution
The sofa is not stable	Uneven ground	Cushion the bottom of sofa with some hard material
Accessories move inflexibly	Loose connection or lack lubricating oil	Tighten the screws and add some lubricating oil
Creaking sound	The sofa feet rubs with ground	Place leather cushion beneath sofa feet
Crumped surface	Squeeze during transportation	Gently pat on the leather/fabric surface to restore the outlook

Assembly instruction:

- Please determine the location of your furniture before assembly to avoid moving them for a large distance after being assembled.
- Do not place your furniture in dark and damp or hot and dry environment.
- Please check the number of packaging bags, view the product installation manual and verify the product structure.
- Please check the direction of each part when unpacking them before installation.
- Please install the product patiently. Make sure each part is in the right position. Furniture is easy to assemble, but it needs patience and care to make every part in place.
- Please check the stability of the furniture after installation. Shake your furniture gently to confirm whether it is level with the ground or whether the screw is tight.
- Please keep the furniture open for a period of time to release residual painting smell.

Note:




Sunon 圣奥

Using instruction

Thanks for buying this product.
Please read this instruction
carefully before use.

Product introduction

Name: SY60.1 B
Model: Xing yi series
Dimension: 1000*810*830MM
Material: Use of high-quality cleats, leather, fabric, metal fee



This product is for office, decoration, indoor use.

Sunon Technology Co., Ltd.

Service Hotline: 4008-600-666

Website: www.sunonglobal.com

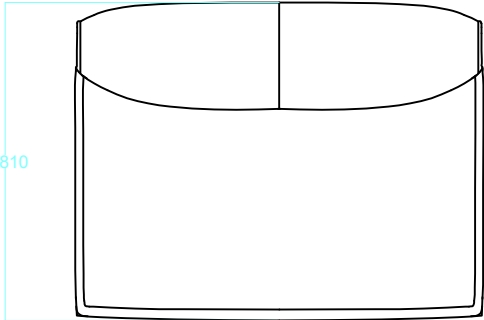

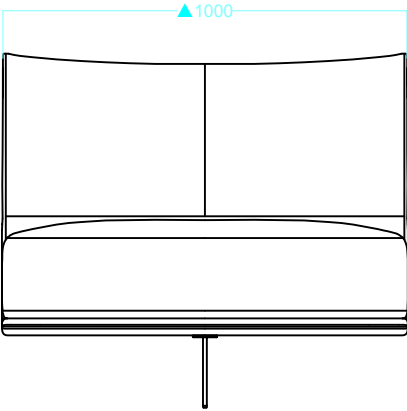
Headquarters: Sunon Central Buisness Building, No. 200
Citizen Street, Qianjiang CBD, Hangzhou, Zhejiang

Manufacturing Base: No. 5806 Qixi 3rd road, Qiantang
District, Hangzhou, Zhejiang, China

Material:

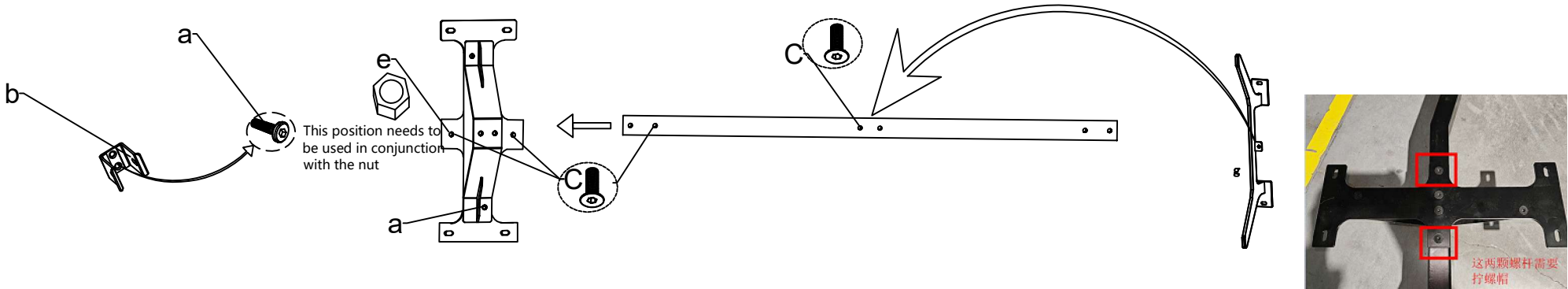
Material	Genuine leather	Premium leather, lustrous, airy, soft and resilient.
	Water-based leather/EPU	Colorful and diversified.
	Hemp soft cloth/polyester	Flame retardant, stain resistant and not easily deformed.
Filling	Resilient foam	Of appropriate hardness.
	Latex foam	Made of natural latex, high elasticity, shock absorption, good load-bearing, comfortable and durable.
	PP foam	Comfortable touch, smooth and soft, flexible and well-shaped.
	Silk wadding	Even and smooth.
	Duck down	Good quality, resilient and able to contract and expand as temperature changes.
Other materials	Solid wood	Top quality natural larch wood, moisture content $\leq 12\%$.
	Artificial panel	Not easily deformed, safe and eco-friendly.
	Spring	Snake-shaped spring steel wire with a diameter of 3.0mm-4.0mm highlights stable elasticity.
	Reinforced steel wire	4.0mm-6.0mm diameter ensures higher elasticity and durability.
	Beveled wood piece	The paint has great resistance to heat and impact.
	Hardware	Premium (A-grade) accessory, lightweight, durable and safe.

Dimension:



No further notice will be given with regard to changes.

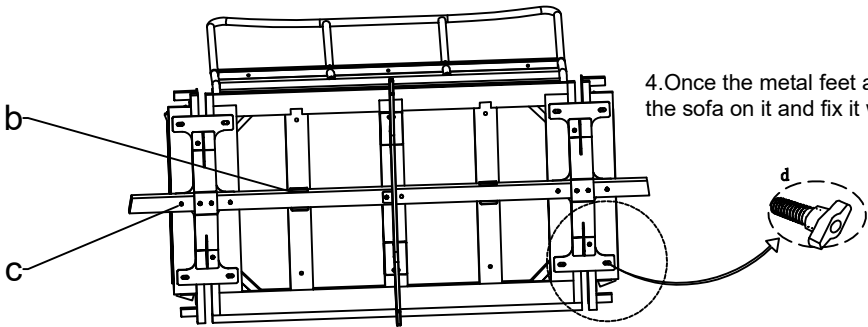
Assembly instruction:



1. Fix the buckle to the bottom of the sofa through the hexagon grub screws

2. As shown in the figure, the beam is connected to the two parts by means of a countersunk hexagon socket screw

3. As shown in the figure, connect the support foot with the beam through the countersunk hexagon socket screw



4. Once the metal feet are assembled, place the sofa on it and fix it with screws



Accessories list

 Hexagon countersunk screws M8*20 6PCS	 Positioning buckle 2PCS	 Hexagon countersunk screws M8*70 5PCS	 Hand screw the screws 6PCS
 nut 2PCS	 hex keys 5PCS	 SV-Sofa legs 1PCS	 Splicing supports
 crossbeam (The side beam is used when the armrestless position is the side position)	 Beam intermediate connector		

Note: Star Wing series atmospheric sofa has 7 styles: straight, left armrest, right armrest, inner 60° corner, outer 60° corner, inner 90° corner, and outer 90° corner, which can be flexibly matched and connected according to customer needs, and the internal and external 60° corner beams are shared, and the internal and external 90° corner beams are shared, pay attention to distinguish between 60° and 90° beams, and the 90° beams are slightly longer.