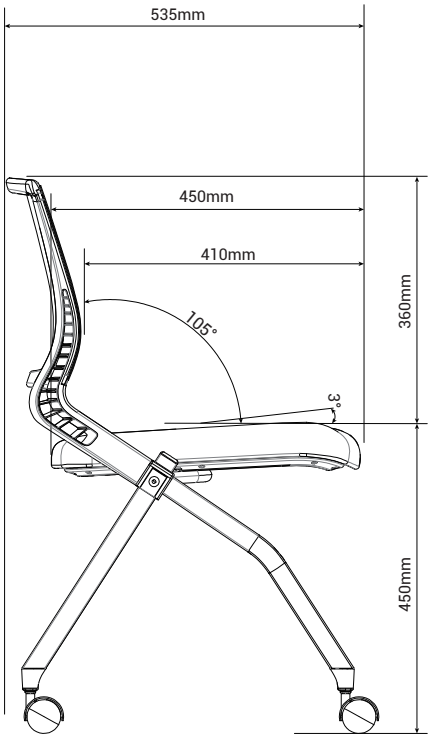
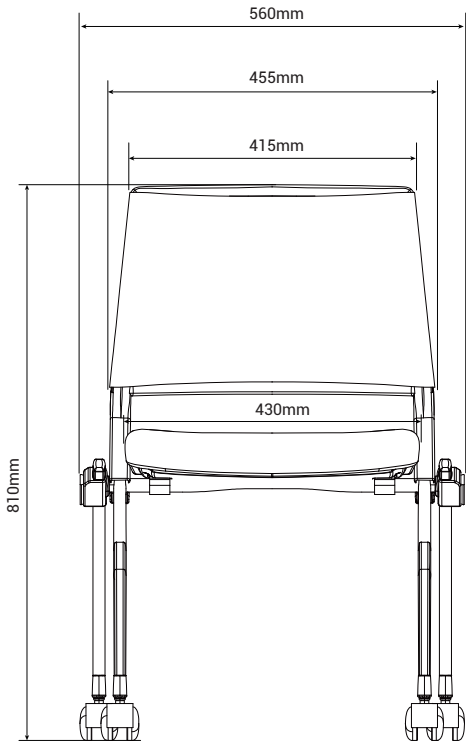


座椅尺寸 | 戴蒙 CDM16GW/CDM17GW

：整椅深	：整椅宽	：整椅高	：坐垫深	：座深	：座垫宽	：座高	：脚踏高度	：背宽 ：最宽和最窄
535mm	560mm	810mm	450mm	410mm	430mm	450mm	/	455/415mm
：背离坐垫高	：腰托高度	：腰托调节范围	：扶手内宽	：扶手离地高度	：扶手离坐垫高度	：座面倾角	：背倾角	
360mm	/	/	/	/	/	3°	105°	

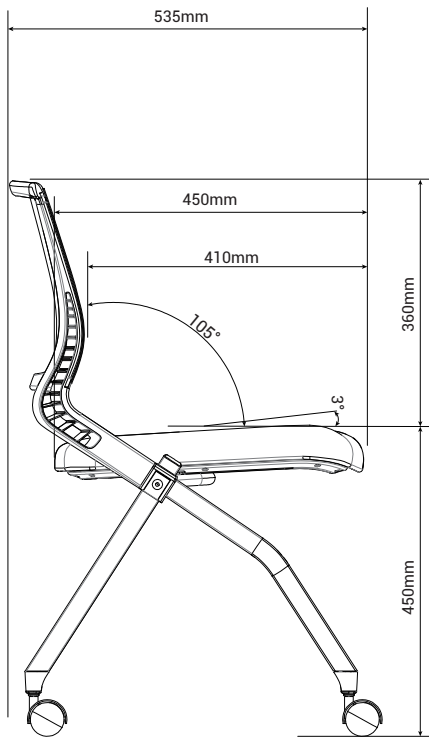
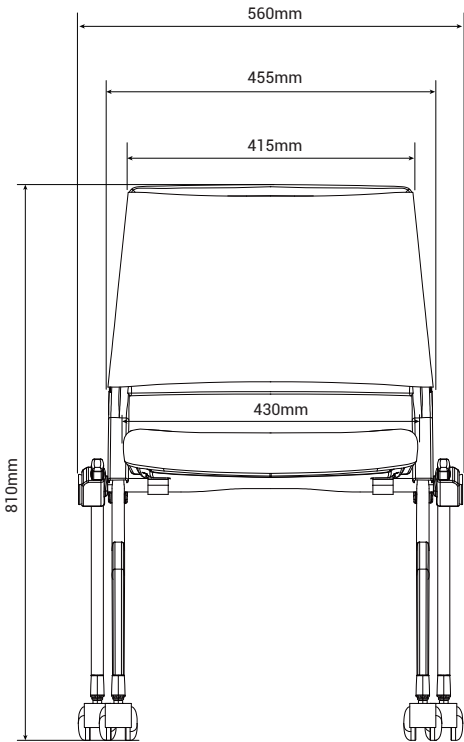


备注：其中座高、背离坐垫高、扶手离坐垫高三项都是基于坐垫空载状态下的测试值。



Chair Specification | Diamond CDM16GW/CDM17GW

• Overall Depth • • •	• Overall Width • • •	• Overall Height • • •	• Seat Depth • • •	• Functional • Seat Depth • • •	• Seat Width • • •	• Seat Height • from Floor • • •	• Ring Height • from Floor • • •	• Back Width • (Max and Min) • • •
535mm	560mm	810mm	450mm	410mm	430mm	450mm	/	455/415mm
• Back Height • from Seat • • •	• Back Lumbar • Height • • •	• Lumbar • Adjustment • Range • • •	• Width • Between Arms • • •	• Arm to Floor • • •	• Arm Height • from Seat • • •	• Seat Pan • Angle • • •	• Back Recline Angle • • •	
360mm	/	/	/	/	/	3°	105°	



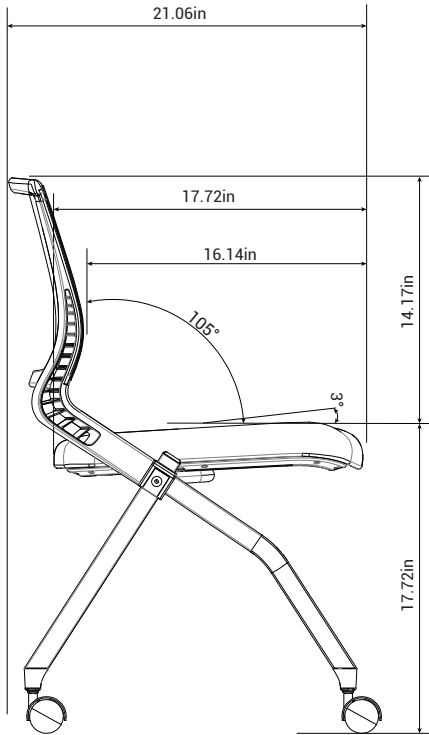
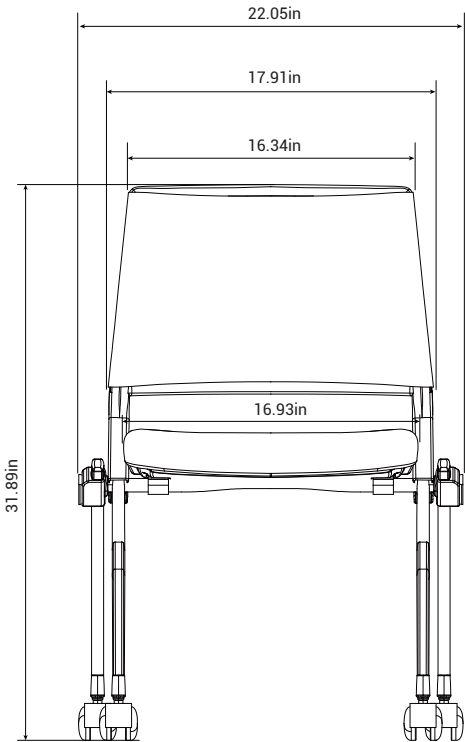
Remark: Seat height from floor, back height from seat and arm height from seat are measured when there is no load on the chair.



Chair Specification | Diamond CDM16GW/CDM17GW

• Overall Depth	• Overall Width	• Overall Height	• Seat Depth	• Functional • Seat Depth	• Seat Width	• Seat Height • from Floor	• Ring Height • from Floor	• Back Width • (Max and Min)
•	•	•	•	•	•	•	•	•
•	•	•	•	•	•	•	•	•
•	•	•	•	•	•	•	•	•
21.06in	22.05in	31.89in	17.72in	16.14in	16.93in	17.72in	/	17.91/16.34in

• Back Height • from Seat	• Back Lumbar • Height	• Lumbar • Adjustment • Range	• Width • Between Arms	• Arm to Floor	• Arm Height • from Seat	• Seat Pan • Angle	• Back Recline Angle
•	•	•	•	•	•	•	•
•	•	•	•	•	•	•	•
•	•	•	•	•	•	•	•
14.17in	/	/	/	/	/	3°	105°



Remark:Seat height from floor, back height from seat and arm height from seat are measured when there is no load on the chair.

