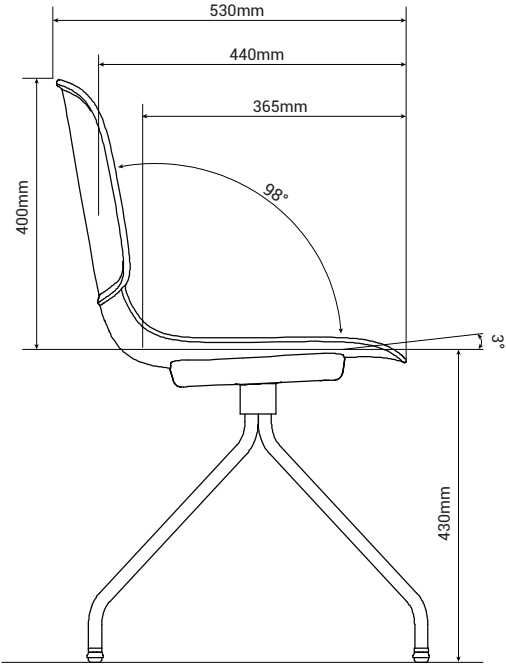
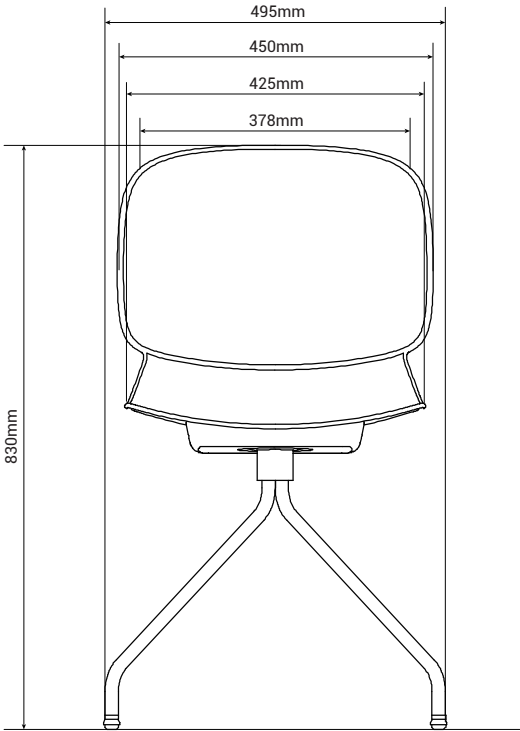


座椅尺寸 | 摩凳 CMD17GS

：整椅深	：整椅宽	：整椅高	：坐垫深	：座深	：座垫宽	：座高	：脚踏高度	：背宽 ：最宽和最窄
530mm	495mm	830mm	365mm	440mm	425mm	430mm	/	450/378mm
：背离坐垫高	：腰托高度	：腰托调节范围	：扶手内宽	：扶手离地高度	：扶手离坐垫高度	：座面倾角	：背倾角	
400mm	/	/	/	/	/	4°	98°	

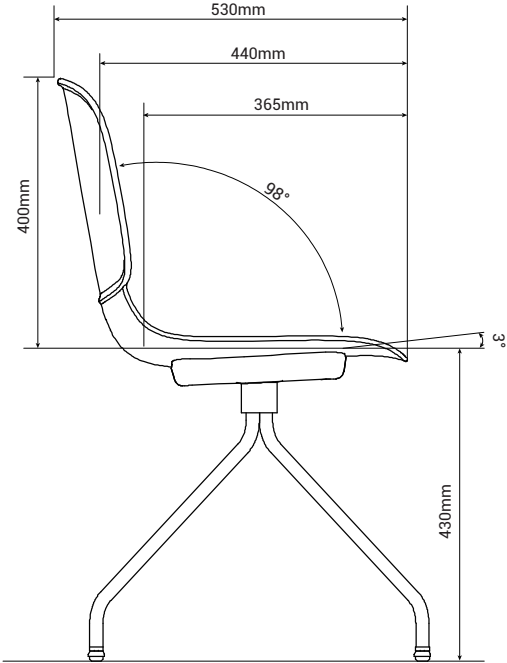
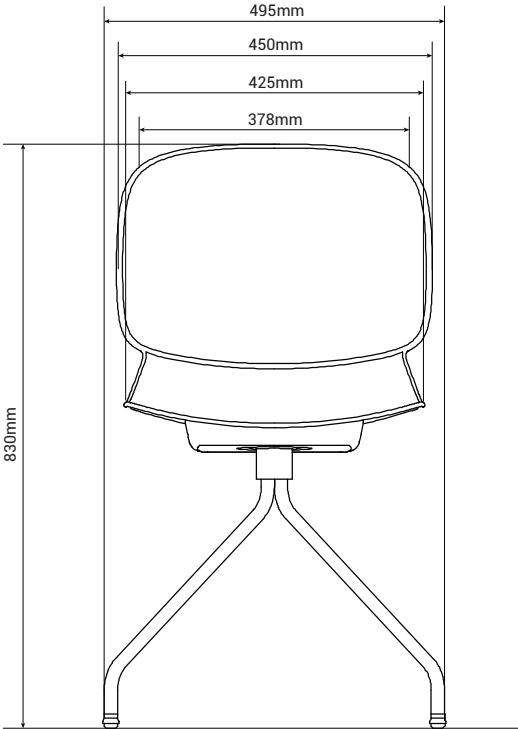


备注：其中座高、背离坐垫高、扶手离坐垫高三项都是基于坐垫空载状态下的测试值。



Chair Specification | MODEL CMD17GS

• Overall Depth : : :	• Overall Width : : :	• Overall Height : : :	• Seat Depth : : :	• Functional • Seat Depth : : :	• Seat Width : : :	• Seat Height • from Floor : : :	• Ring Height • from Floor : : :	• Back Width • (Max and Min) : : :
530mm	495mm	830mm	365mm	440mm	425mm	430mm	/	450/378mm
• Back Height • from Seat : : :	• Back Lumbar • Height : : :	• Lumbar • Adjustment • Range : : :	• Width • Between Arms : : :	• Arm to Floor : : :	• Arm Height • from Seat : : :	• Seat Pan • Angle : : :	• Back Recline Angle : : :	
400mm	/	/	/	/	/	3°	98°	



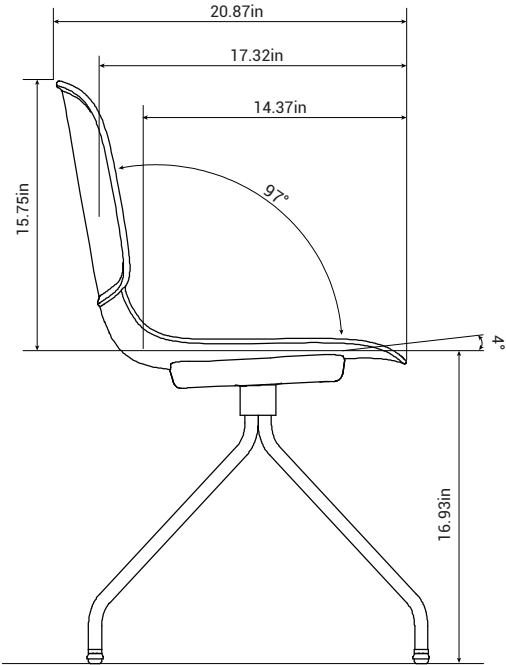
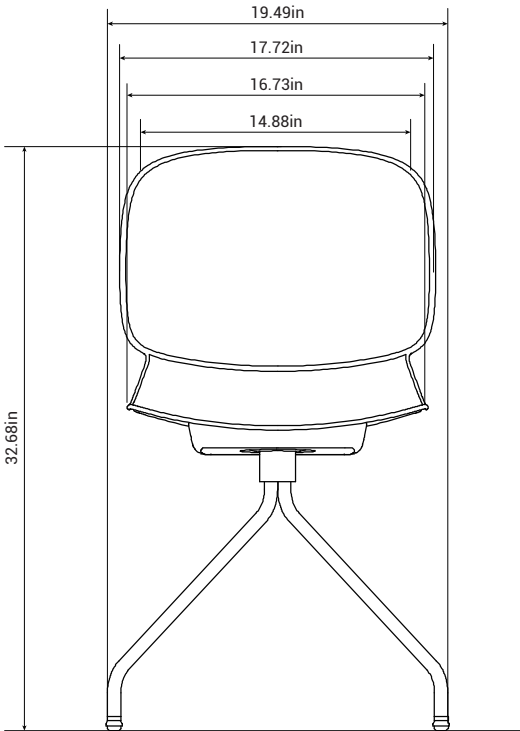
**Remark:**Seat height from floor, back height from seat and arm height from seat are measured when there is no load on the chair.



Chair Specification | MODEL CMD17GS

Overall Depth	Overall Width	Overall Height	Seat Depth	Functional Seat Depth	Seat Width	Seat Height from Floor	Ring Height from Floor	Back Width (Max and Min)
20.87in	19.49 in	32.68 in	14.37 in	17.32in	16.73in	16.93in	/	17.72/14.88in

Back Height from Seat	Back Lumbar Height	Lumbar Adjustment Range	Width Between Arms	Arm to Floor	Arm Height from Seat	Seat Pan Angle	Back Recline Angle
15.75in	/	/	/	/	/	3°	98°



**Remark:**Seat height from floor, back height from seat and arm height from seat are measured when there is no load on the chair.

