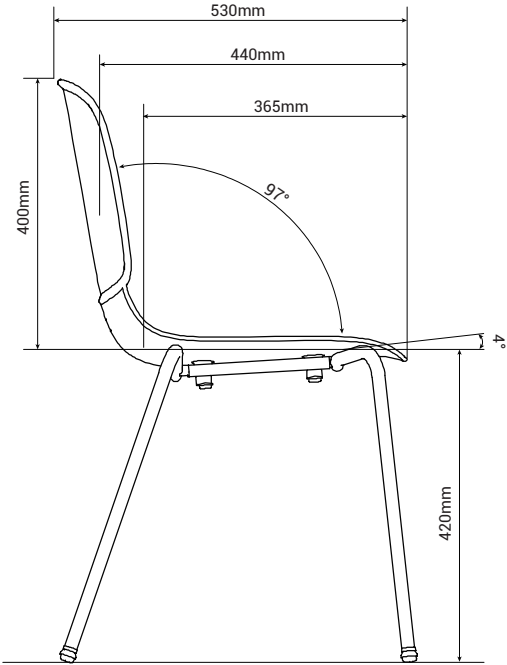
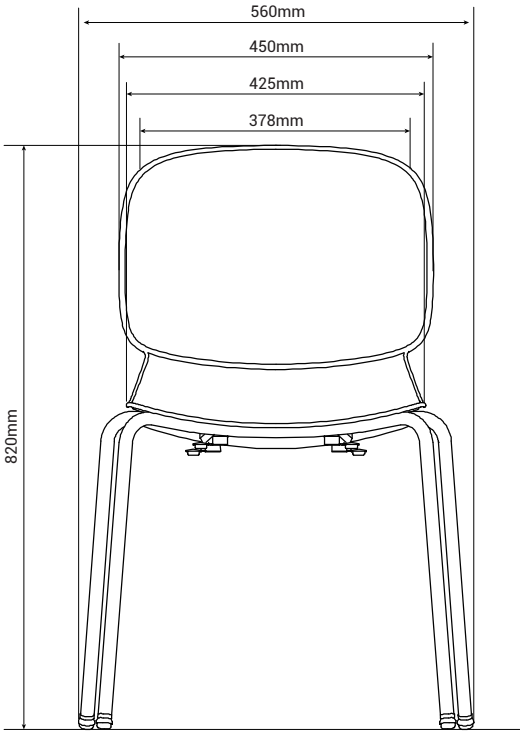


座椅尺寸 | 摩凳 CMD10GS

：整椅深	：整椅宽	：整椅高	：坐垫深	：座深	：座垫宽	：座高	：脚踏高度	：背宽 ：最宽和最窄
530mm	560mm	820mm	365mm	440mm	425mm	420mm	/	450/378mm
：背离坐垫高	：腰托高度	：腰托调节范围	：扶手内宽	：扶手离地高度	：扶手离坐垫高度	：座面倾角	：背倾角	
400mm	/	/	/	/	/	4°	97°	



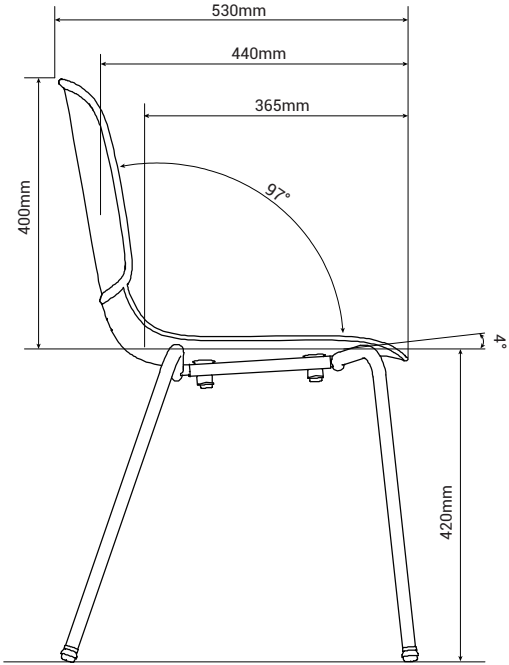
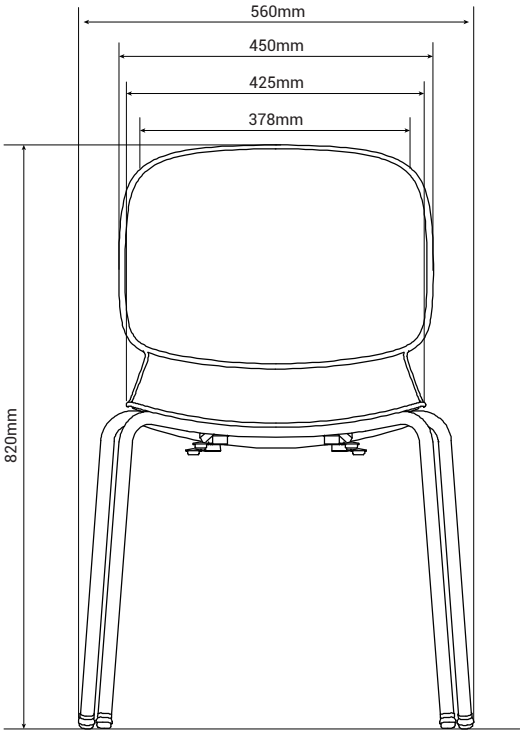
备注：其中座高、背离坐垫高、扶手离坐垫高三项都是基于坐垫空载状态下的测试值。



Chair Specification | MODEL CMD10GS

• Overall Depth	• Overall Width	• Overall Height	• Seat Depth	• Functional • Seat Depth	• Seat Width	• Seat Height • from Floor	• Ring Height • from Floor	• Back Width • (Max and Min)
•	•	•	•	•	•	•	•	•
•	•	•	•	•	•	•	•	•
•	•	•	•	•	•	•	•	•
530mm	560mm	820mm	365mm	440mm	425mm	420mm	/	450/378mm

• Back Height • from Seat	• Back Lumbar • Height	• Lumbar • Adjustment • Range	• Width • Between Arms	• Arm to Floor	• Arm Height • from Seat	• Seat Pan • Angle	• Back Recline Angle
•	•	•	•	•	•	•	•
•	•	•	•	•	•	•	•
•	•	•	•	•	•	•	•
400mm	/	/	/	/	/	4°	97°



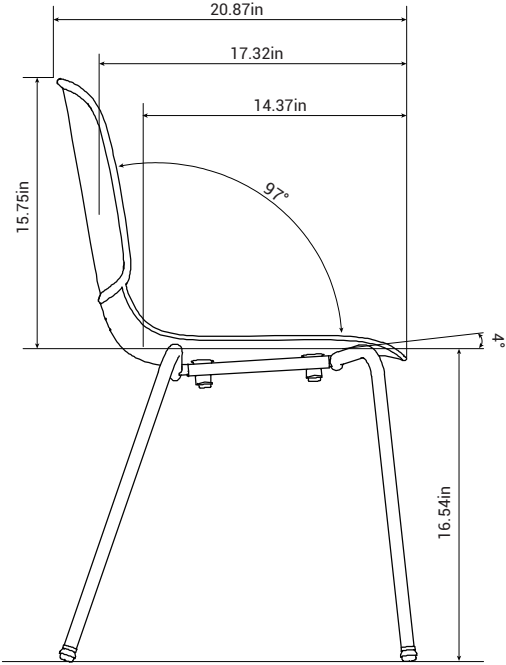
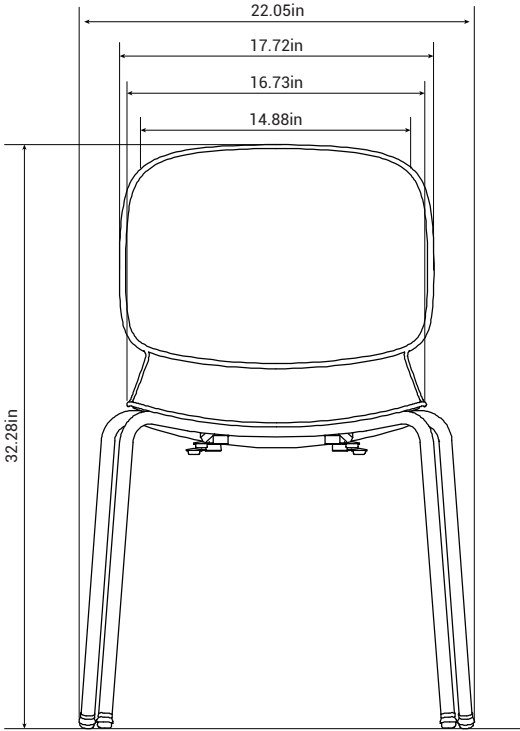
Remark:Seat height from floor, back height from seat and arm height from seat are measured when there is no load on the chair.



Chair Specification | MODEL CMD10GS

• Overall Depth	• Overall Width	• Overall Height	• Seat Depth	• Functional • Seat Depth	• Seat Width	• Seat Height • from Floor	• Ring Height • from Floor	• Back Width • (Max and Min)
•	•	•	•	•	•	•	•	•
•	•	•	•	•	•	•	•	•
•	•	•	•	•	•	•	•	•
20.87in	22.05 in	32.28 in	14.37 in	17.32in	16.73in	16.54in	/	17.72/14.88in

• Back Height • from Seat	• Back Lumbar • Height	• Lumbar • Adjustment • Range	• Width • Between Arms	• Arm to Floor	• Arm Height • from Seat	• Seat Pan • Angle	• Back Recline Angle
•	•	•	•	•	•	•	•
•	•	•	•	•	•	•	•
•	•	•	•	•	•	•	•
15.75in	/	/	/	/	/	4°	97°



Remark:Seat height from floor, back height from seat and arm height from seat are measured when there is no load on the chair.

